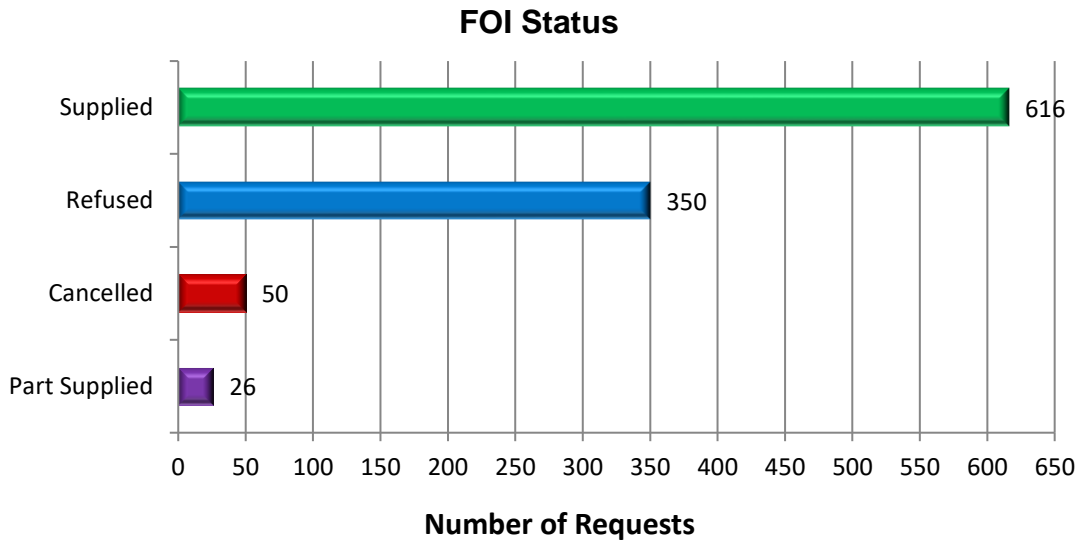


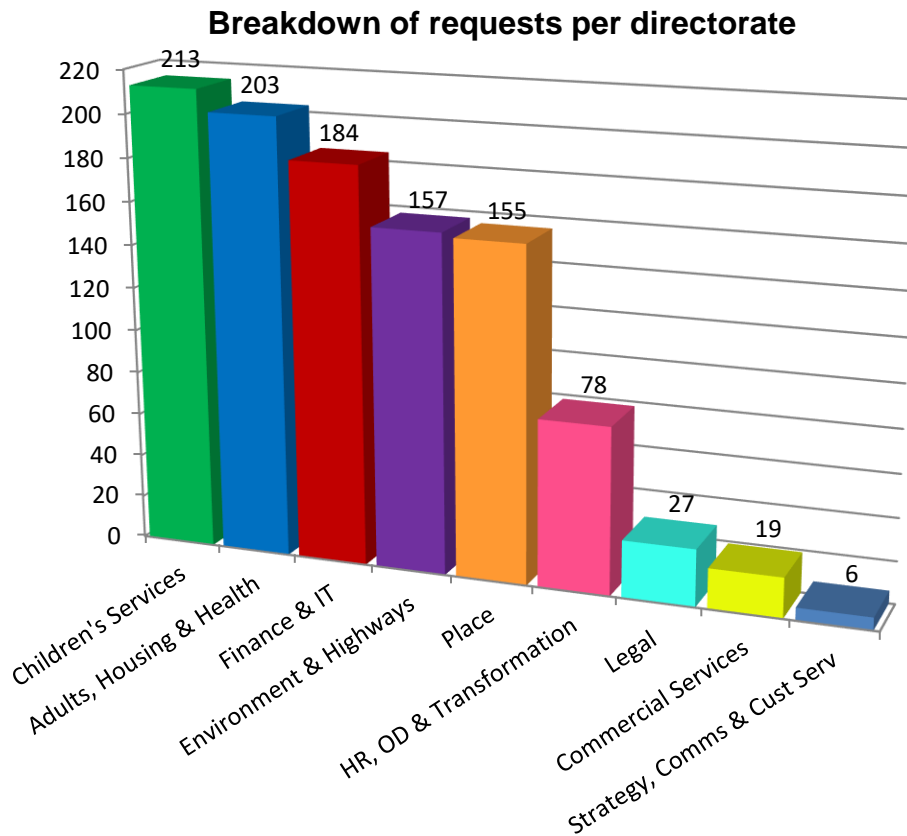
Freedom of Information

The chart below shows that of the 1042 requests received in during the reporting period, 616 (59%) were supplied with all information requested, 350 (34%) were refused, 50 (5%) were cancelled and 26 (2%) were part supplied.



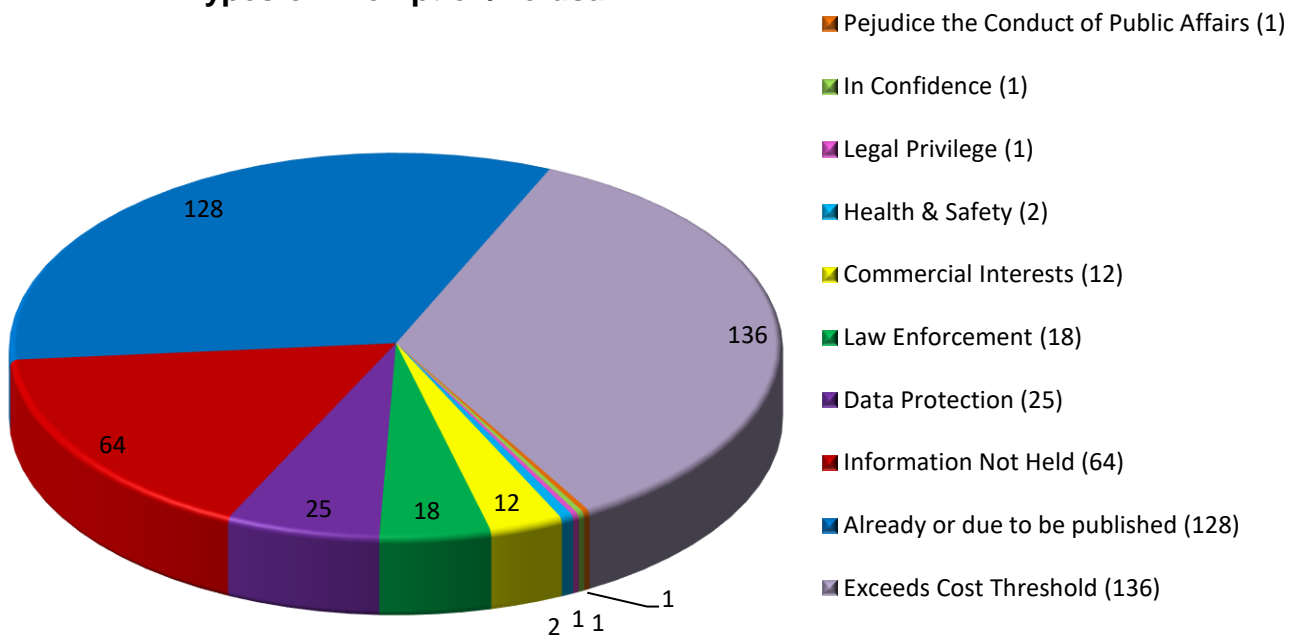
The chart below shows requests received per Directorate. In addition to this, the FOI themes for the larger Directorates (in terms of FOI volumes) are shown below:

- Adults, Housing & Health:
 - Blue Badges
 - Care Homes/Care Provision
- Children’s Services:
 - Looked After Children
 - Education Home Care Plans
- Environment & Highways:
 - Potholes
 - Council Fleet Vehicles
- Finance & IT:
 - Non Domestic Business Rates
- HR, OD & Transformation:
 - Organisation Structures
 - Social Worker Posts
- Place:
 - Food Hygiene Safety/Reports
 - Planning information



The chart below shows the type of exemptions and refusals that were applied (based on a total of 376 requests that were part supplied or refused). Please note the chart below does not balance back to 376, as more than one exemption can be applied per request.

Types of Exemption/Refusal



The Information Governance Team respond to complaints received regarding FOI. During 2019/20, the council received 5 FOI complaints that were escalated to the Information Commissioner's Office (ICO).

The chart below identifies where FOI requests to the council originated from.

